


ELECTRICAL SOLUTIONS FOR MODERN HOMES



2023
Product Catalogue

INDEX

2023
Product Catalogue





ABOUT POLYCAB INDIA LTD.	3
FANS	5
WATER HEATER	53
IMMERSION ROD	72
ROOM HEATER	74
IRONS	78
SWITCH	93
LIGHTING	99
WIRES	139
SWITCHGEAR	143
CONDUITS	170
CABLES	179
PUMPS	184

ABOUT


About Polycab India Ltd

PIL is a leading Electricals brand with over ₹89 billion revenue. PIL is the largest manufacturer of Wires and Cables in India and one of the fastest growing players in the FMEG space.

PIL manufactures and sells various types of cables, wires, electric fans, LED lighting and luminaires, switches and switchgears, solar products, pumps and conduits and accessories. Polycab caters to various public and private institutions across a diverse set of industries, as well as retail customers through its B2C business. PIL has a strong pan-India distribution network of over 4,100+ authorized dealers and distributors who in turn cater to over 165,000+ retail outlets. Business operations are managed through a corporate office, 4 regional offices, 16 local offices across India and over 50 warehouses located across the nation. PIL owns 23 manufacturing facilities located across the states of Gujarat, Maharashtra, Uttarakhand, and District of Daman.

PIL puts strong emphasis backward integration of its manufacturing process and building in-house research and development 'R&D' capabilities to adhere to various national and international quality certifications. PIL has also exported goods to over 55 countries in past few years.

For further information, please visit
www.polycab.com







POLYCARB

FAN

FEATURES



Superia Quadro

DESIGNER
SERIES



Antique Copper
Rosewood



Superia Megna

DESIGNER
SERIES



Antique Copper
Rosewood



FEATURES



FEATURES



Superia Petal



DESIGNER
SERIES

Antique Copper
Rosewood



DESIGNER
SERIES



Superia Lite SP01



FEATURES



Superia Lite SP03



Antique Copper
Rosewood

2
YEARS
Product
Warranty

FEATURES



REMOTE
CONTROLLED OPERATIONS



PREMIUM
WOODEN
FINISH BLADES



ROYAL
METALLIC
FINISH BODY



TIMELESS DESIGN WITH
ANTIQUE
FINISH



INBUILT LED
UNDERLIGHTS
WITH 6 COLOURS



Superia SP06

DESIGNER
SERIES



Antique Copper
Rosewood

2
YEARS
Product
Warranty

FEATURES



Superia SP07



DESIGNER
SERIES

Brushed Copper



FEATURES





Eleganz Plus

DESIGNER
SERIES



Product
Warranty

FEATURES



CONTEMPORARY
FLORAL 3D
DESIGN FOR MODERN DECOR



EASY CLEAN SURFACE WITH
ANTI-DUST
COATING



RUST-PROOF PREMIUM
ALUMINIUM
BLADES



HIGHER AIR CIRCULATION WITH
BROAD BLADE
DESIGN



UP TO
33% SAVINGS*
ON ELECTRICITY BILL

*Savings compared to 75W Fan

Vital Petal

DESIGNER
SERIES



FEATURES



FLORAL DESIGN WITH
PETAL
BLADES



RUST-PROOF PREMIUM
ALUMINIUM
BLADES



MORE COMFORT WITH
HIGH SPEED
OPERATIONS



HIGH GLOSS
MIRROR
FINISH



HIGHER AIR CIRCULATION WITH
BROAD BLADE
DESIGN



Silencio Cruiser BLDC



FEATURES

POWERFUL, YET SILENT
NOISE-FREE
OPERATIONS

DIAMOND EDGE DESIGN WITH
HAWK WING
BLADES

ENERGY EFFICIENT
BLDC MOTOR

Rust Proof
ABS BLADES

UP TO
65% SAVINGS*
ON ELECTRICITY BILL

REVERSE
ROTATION
MODE
FOR COLD WINTERS

*Savings compared to 75W Fan

Divina BLDC

GREEN
SERIES



Antique Copper
Rosewood



FEATURES



FEATURES



Poise BLDC



GREEN
SERIES



Black Nickel
Darkwood



Superia Lite SP02 BLDC

GREENS
SERIES



Antique Copper
Rosewood



FEATURES



FEATURES



Antique Copper
Rosewood



Superia SP04

GREEN
SERIES





Eleganz Pearl Designer BLDC



GREEN
SERIES



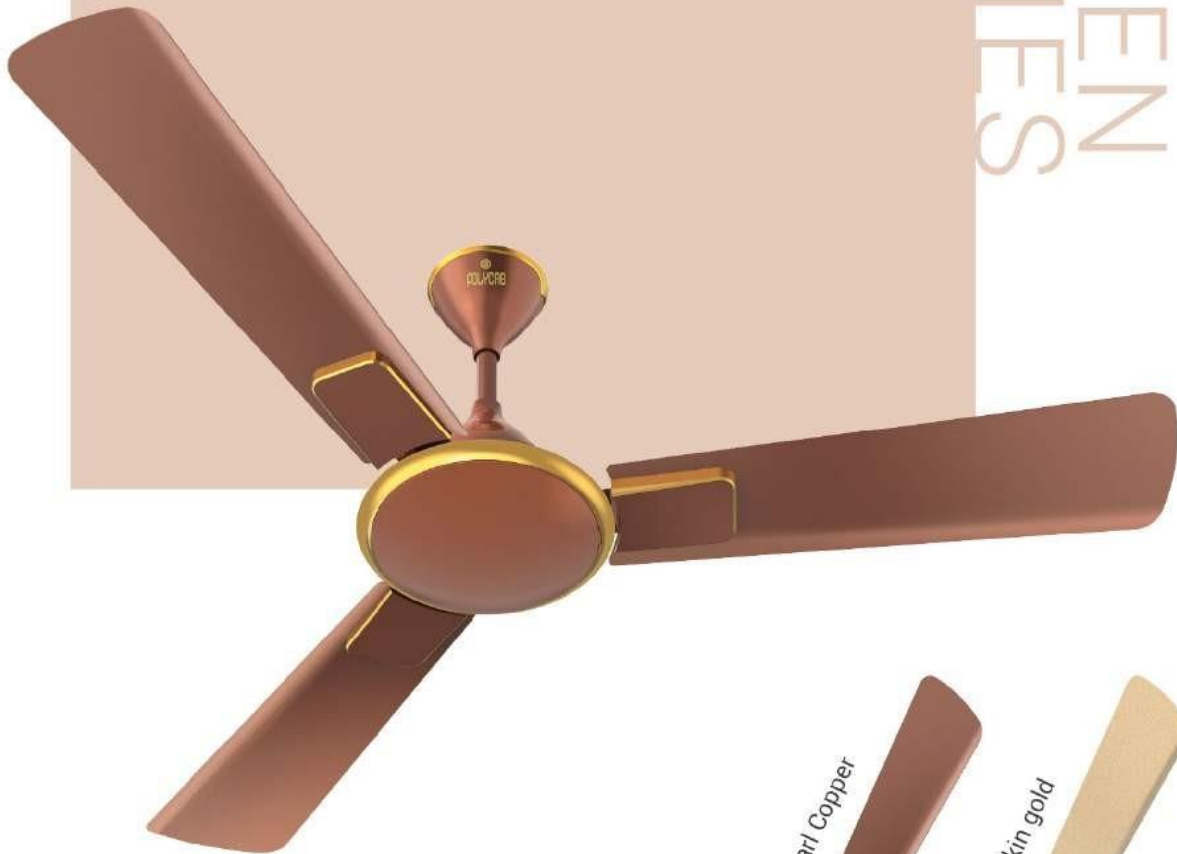
FEATURES



*Savings compared to 75W Fan

Elanza BLDC

GREEN
SERIES



FEATURES



*Savings compared to 75W Fan

FEATURES



*Savings compared to 75W Fan

Vital BLDC

GREEN
SERIES





Zoomer BLDC

GREEN
SERIES



FEATURES

 **ENERGY EFFICIENT**
BLDC MOTOR

 **SILENT OPERATIONS WITH**
LOW MOTOR
NOISE

 **RUST-PROOF PREMIUM**
ALUMINIUM
BLADES

 **UP TO**
65% SAVINGS*
ON ELECTRICITY BILL

*Savings compared to 75W Fan

Elanza Prime

CELEBRATION
SERIES



FEATURES



*Savings compared to 75W Fan

CELEBRATION
SERIES



Elanza



FEATURES



*Savings compared to 75W Fan

FEATURES

HIGHER AIR CIRCULATION WITH
BROAD BLADE
 DESIGN


MORE COMFORT WITH
HIGH SPEED
 OPERATIONS

HIGH GLOSS
MIRROR
 FINISH

RUST-PROOF PREMIUM
ALUMINIUM
 BLADES

UP TO
33% SAVINGS*
 ON ELECTRICITY BILL

*Savings compared to 75W Fan



CELEBRATION
 SERIES



3
 YEARS
 Product
 Warranty



CELEBRATION SERIES

Vital



FEATURES



*Savings compared to 75W Fan

FEATURES

HIGHER AIR CIRCULATION WITH
BROAD BLADE
DESIGN

MORE COMFORT WITH
HIGH SPEED
OPERATIONS

RUST-PROOF PREMIUM
ALUMINIUM
BLADES

SEAMLESS DESIGN WITH
LONGER BLADES

UP TO
33% SAVINGS
ON ELECTRICITY BILL *

*Savings compared to 75W Fan

Zoomer Prime



CELEBRATION
SERIES

Metallic Copper

Choco Brown

Gold Beige

Metallic Smoke Brown

Metallic Cool Grey

Silky White



3
YEARS
Product
Warranty

CELEBRATION
SERIES



Zoomer DLX



FEATURES



*Savings compared to 75W Fan

FEATURES



*Savings compared to 75W Fan

Zoomer



CELEBRATION SERIES





TPW AND EXHAUST FANS


TPW SERIES

Aery Table Fan

SWEEP (MM) 400	SPEED (RPM) 1350/2100
POWER INPUT (W) 58/110	AIR DELIVERY (CMM) 85/105



	BLACK		SKY BLUE
	WHITE		TURQUIOSE BLUE



Aery Wall Fan

SWEEP (MM) 400	SPEED (RPM) 1350/2100
POWER INPUT (W) 58/110	AIR DELIVERY (CMM) 85/105

	BLACK		SKY BLUE
	WHITE		TURQUIOSE BLUE



TPW
SERIES

Aery Pedestal Fan

SWEEP (MM) 400	SPEED (RPM) 1350/2100
POWER INPUT (W) 58/110	AIR DELIVERY (CMM) 85/105

- BLACK
- WHITE
- SKY BLUE
- TURQUIOSE BLUE


FEATURES




TPW SERIES

Elanza Table Fan

SWEEP (MM) 400	SPEED (RPM) 1350
POWER INPUT (W) 60	AIR DELIVERY (CMM) 70



WHITE GREY



Elanza Wall Fan

SWEEP (MM) 400	SPEED (RPM) 1350
POWER INPUT (W) 60	AIR DELIVERY (CMM) 70

WHITE GREY

TPW
SERIES



TPW
SERIES

Eanza Pedestal Fan

SWEEP (MM) 400	SPEED (RPM) 1350
POWER INPUT (W) 60	AIR DELIVERY (CMM) 70

 WHITE GREY

FEATURES

TEMPERATURE
OVERLOAD
PROTECTION 


OPMP
Optimal Performance Minimal Power


COPPER
WINDING


HIGH AIR
THRUST


WIDE AIR
CIRCULATION


SMOOTH
OSCILLATION


AERODYNAMIC
BLADES
and cutting edge design


HEAVY
DUTY MOTOR


HEAT
GUARD
Thermal Overload Protector


ANTI-RUST
COATING

Thunderstorm Wall Fan



TPW
SERIES

SWEEP (MM) 400	SPEED (RPM) 2000
POWER INPUT (W) 125	AIR DELIVERY (CMM) 90



WHITE



WHITE BLUE



TPW
SERIES

Thunderstorm Table Fan

SWEEP (MM) 400	SPEED (RPM) 2000
POWER INPUT (W) 125	AIR DELIVERY (CMM) 90



WHITE



WHITE BLUE

FEATURES

TEMPERATURE OVERLOAD PROTECTION 

OPMP 
Optimal Performance Minimal Power

COPPER WINDING 

HIGH AIR THRUST 

WIDE AIR CIRCULATION 

SMOOTH OSCILLATION 

AERODYNAMIC BLADES 
and cutting edge design

HEAVY DUTY MOTOR 

HEAT GUARD 
Thermal Overload Protector

ANTI-RUST COATING 



Thunderstorm Pedestal Fan

SWEEP (MM) 400	SPEED (RPM) 2000
POWER INPUT (W) 125	AIR DELIVERY (CMM) 90

TPW SERIES


 WHITE

 WHITE BLUE

TPW SERIES

Amaze Wall Fan

SWEEP (MM) 400	SPEED (RPM) 1320
POWER INPUT (W) 60	AIR DELIVERY (CMM) 80



- BROWN
- DARK BLUE
- GREEN

Amaze Table Fan



SWEEP (MM) 400	SPEED (RPM) 1320
POWER INPUT (W) 60	AIR DELIVERY (CMM) 80

- BROWN
- DARK BLUE
- GREEN

TPW SERIES



TPW
SERIES

Amaze Pedestal Fan

SWEEP (MM) 400	SPEED (RPM) 1320
POWER INPUT (W) 60	AIR DELIVERY (CMM) 80



BROWN

DARK BLUE

GREEN

FEATURES



TEMPERATURE
OVERLOAD
PROTECTION



OPMP
Optimal Performance Minimal Power



COPPER
WINDING



HIGH AIR
THRUST



WIDE AIR
CIRCULATION



SMOOTH
OSCILLATION



AERODYNAMIC
BLADES
and cutting edge design



HEAVY
DUTY MOTOR



HEAT
GUARD
Thermal Overload Protector



ANTI-RUST
COATING

FEATURES



Freshner NS/HS

Freshner NS

SWEEP (MM) 150/200/250	SPEED (RPM) 1350 / 1300/1250
POWER INPUT (W) 35/38/40	AIR DELIVERY (CMM) 275/500/650

Freshner NS

SWEEP (MM) 150/200/250	SPEED (RPM) 2000/2000
POWER INPUT (W) 60/65	AIR DELIVERY (CMM) 350/700

EXHAUST
FANS

Freshner Neo NS/HS

Freshner Neo NS

SWEEP (MM) 150/200	SPEED (RPM) 2000/2000
POWER INPUT (W) 60/65	AIR DELIVERY (CMM) 350/700

Freshner Neo HS

SWEEP (MM) 150/200	SPEED (RPM) 2000/2000
POWER INPUT (W) 60/65	AIR DELIVERY (CMM) 350/700

EXHAUST
FANS



WHITE



BLACK

FEATURES



HIGH SPEED



7 TANK CLEANING & RE-DUSTING



MPMV
Max Performance Minimum Voltage



MAX AIR TECHNOLOGY



MULTI-FINISH



DOUBLE BALL BEARING



3 STEP PAINT



HIGH AIR COVERAGE



LOW DRAG BLADE TECHNOLOGY



ANTI-RUST



STAY COOL MOTOR



ROBUST MOTOR



99.9% PURE COPPER



100% QUALITY CHECK



EXTRA COPPER

FEATURES



Freshly AXL

SWEEP (MM) 100/150	SPEED (RPM) 2000/2000
POWER INPUT (W) 15/20	AIR DELIVERY (CMM) 105/240

EXHAUST
FANS



WHITE



BLACK

Freshner ES Metal

SWEEP (MM) 150/225/300	SPEED (RPM) 2500/2300/1400
POWER INPUT (W) 55/60/55	AIR DELIVERY (CMM) 600/700/1050



EXHAUST
FANS

FEATURES





WHITE



BLACK

Whoosh



EXHAUST
FANS

SWEEP (MM) 225/300	SPEED (RPM) 1400/1400
POWER INPUT (W) 40/50	AIR DELIVERY (CMM) 800/1200

FEATURES



HIGH SPEED



7 TANK CLEANING & RE-DUSTING



MPNV
Max Performance Minimum Voltage



MAX AIR TECHNOLOGY



MULTI-FINISH



DOUBLE BALL BEARING



3 STEP PAINT



HIGH AIR COVERAGE



LOW DRAG BLADE TECHNOLOGY



ANTI-RUST



STAY COOL MOTOR



ROBUST MOTOR



99.9% PURE COPPER



100% QUALITY CHECK



EXTRA COPPER

Freshobreeze NS/HS

Freshnobreeze NS

SWEEP (MM) 150/200/250	SPEED (RPM) 1350/1300/1250
POWER INPUT (W) 35/38/40	AIR DELIVERY (CMM) 275/500/650

Freshnobreeze HS

SWEEP (MM) 150/200	SPEED (RPM) 2000/2000
POWER INPUT (W) 60/65	AIR DELIVERY (CMM) 350/700

EXHAUST
FANS



FEATURES



FEATURES




Airofresh



EXHAUST
FANS

SWEEP (MM) 100/150	SPEED (RPM) 2600/2400
POWER INPUT (W) 15/22	AIR DELIVERY (CMM) 125/275



Sunami MKI

SWEEP (MM)	400
POWER INPUT (W)	130
SPEED (RPM)	2600
AIR DELIVERY (CMM)	90

FEATURES

TEMPERATURE
OVERLOAD
PROTECTION



OPMP
Optimal Performance Maximal Power



COPPER
WINDING



HIGH AIR
THRUST



WIDE AIR
CIRCULATION



SMOOTH
OSCILLATION



AERODYNAMIC
BLADES
and cutting edge design



HEAVY
DUTY MOTOR



HEAT
GUARD
Thermal Overload Protector



ANTI-RUST
COATING





Maarut Oscillating

SWEEP (MM)
450

POWER INPUT (W)
110

SPEED (RPM)
1400

AIR DELIVERY (CMM)
90

FEARRATA
FANS

FEATURES

TEMPERATURE
OVERLOAD
PROTECTION



OPMP
Optimal Performance Minimal Power



COPPER
WINDING



HIGH AIR
THRUST



WIDE AIR
CIRCULATION



SMOOTH
OSCILLATION



AERODYNAMIC
BLADES
and cutting edge design



HEAVY
DUTY MOTOR



HEAT
GUARD
Thermal Overload Protector



ANTI-RUST
COATING



FEATURES

TEMPERATURE
OVERLOAD
PROTECTION

OPMP
Optimal Performance Minimal Power

COPPER
WINDING

HIGH AIR
THRUST

WIDE AIR
CIRCULATION

SMOOTH
OSCILLATION

AERODYNAMIC
BLADES
and cutting edge design

HEAVY
DUTY MOTOR

HEAT
GUARD
Thermal Overload Protector

ANTI-RUST
COATING



Sunami Farrata

SWEEP (MM)
500

POWER INPUT (W)
130

SPEED (RPM)
1360

AIR DELIVERY (CMM)
120

FARRATA
FANS

FEATURES

TEMPERATURE
OVERLOAD
PROTECTION

OPMP
Optimal Performance Minimal Power

COPPER
WINDING

HIGH AIR
THRUST

WIDE AIR
CIRCULATION

SMOOTH
OSCILLATION

AERODYNAMIC
BLADES
and cutting edge design


HEAVY
DUTY MOTOR

HEAT
GUARD
Thermal Overload Protector

ANTI-RUST
COATING

Aerobliss

FARRATA
FANS



SWEEP (MM)
400

POWER INPUT (W)
105

SPEED (RPM)
2100

AIR DELIVERY (CMM)
120

Air Circulator Superb Pedestal Fan

AIR CIRCULATOR
FANS

SWEEP (MM)	1200
POWER INPUT (W)	32
SPEED (RPM)	350
AIR DELIVERY (CMM)	225



FEATURES



FEATURES

TEMPERATURE OVERLOAD PROTECTION

OPMP
Optimal Performance Minimal Power

COPPER WINDING

HIGH AIR THRUST

WIDE AIR CIRCULATION

SMOOTH OSCILLATION

AERODYNAMIC BLADES
and cutting edge design

HEAVY DUTY MOTOR

HEAT GUARD
Thermal Overload Protector

ANTI-RUST COATING



Air Circulator Superb Wall Fan

SWEEP (MM)
1200

SPEED (RPM)
350

POWER INPUT (W)
100/200/300

AIR DELIVERY (CMM)
225

AIR CIRCULATOR
FANS



WATER HEATER

EMERALD INSTANT



INSTANT
WATER HEATER

AVAILABLE IN
1L / 3L | 3kW / 4.5 kW

FEATURES



Multiple Colour
Panel



LED Power
Indicator



Anti-Rust
Engineering
Plastic Body



Long Life Powerful
and Highly Efficient
Heating Element



Rated pressure
upto 60 N/cm²



Compact & Sleek
Design



IS: 8978
CML: 7800058317



Multiple
safety system



All Safety Devices

The colour of actual product may vary from the image



White - Sand Yellow



White - Deep Red



Capacity	1L	1L	3L	3L
KW	3KW	4.5KW	3KW	4.5KW
Class	1	1	1	1
Mounting	Vertical	Vertical	Vertical	Vertical
Tank	SS	SS	SS	SS
Outer Body	Engineering Plastic	Engineering Plastic	Engineering Plastic	Engineering Plastic
Thermostat	Stem Type	Stem Type	Stem Type	Stem Type
Thermal Cut Out	Stem Type	Stem Type	Stem Type	Stem Type
Colour	Multiple	Multiple	Multiple	Multiple
Rated Pressure	60N/cm ²	60N/cm ²	60N/cm ²	60N/cm ²
Heating Element	Copper	Copper	Copper	Copper
Rated Input Current	16	25	16	25
Product Dimensions (L x B x H) in mm	185 x 178 x 296	185 x 178 x 296	204 x 217 x 347	204 x 217 x 347

FEATURES



Rust proof engineering
thermoplastic
external body



Anti-Rust
Engineering
Plastic Body



Multiple
safety system



Long Life Powerful
and Highly Efficient
Heating Element



IS: 8978
CML: 7800058317

Elanza Instant



AVAILABLE IN
3L | 3kW / 4.5 kW

INSTANT
WATER HEATER

The colour of actual product may vary from the image



Capacity	3L	3L
KW	3KW	4.5KW
Class	1	1
Mounting	Vertical	Vertical
Tank	SS	SS
Outer Body	Engineering Plastic	Engineering Plastic
Thermostat	Stem Type	Stem Type
Thermal Cut Out	Stem Type	Stem Type
Colour	White	White
Rated Pressure	60N/cm ²	60N/cm ²
Heating Element	Copper	Copper
Rated Input Current	16	25
Product Dimensions (L x B x H) in mm	220 x 200 x 370	220 x 200 x 370

Eterna Instant



INSTANT WATER HEATER

AVAILABLE IN
1L / 3L | 3kW / 4.5 kW

FEATURES



Rust proof engineering
thermoplastic
external body



Anti-Rust
Engineering
Plastic Body



Multiple
safety system



Long Life Powerful
and Highly Efficient
Heating Element



CML: 7800058317

The colour of actual product may vary from the image

Capacity	1L	1L	3L	3L
KW	3KW	4.5KW	3KW	4.5KW
Class	1	1	1	1
Mounting	Vertical	Vertical	Vertical	Vertical
Tank	SS	SS	SS	SS
Outer Body	Engineering Plastic	Engineering Plastic	Engineering Plastic	Engineering Plastic
Thermostat	Stem Type	Stem Type	Stem Type	Stem Type
Thermal Cut Out	Stem Type	Stem Type	Stem Type	Stem Type
Colour	Multiple	Multiple	Multiple	Multiple
Rated Pressure	60N/cm ²	60N/cm ²	60N/cm ²	60N/cm ²
Heating Element	Copper	Copper	Copper	Copper
Rated Input Current	16	25	16	25
Product Dimensions (L x B x H) in mm	200 x 150 x 330	200 x 150 x 330	225 x 220 x 370	225 x 220 x 370



FEATURES



Anti-Rust
Engineering
Plastic Body



Multiple
safety system



Long Life Powerful
and Highly Efficient
Heating Element



Rated pressure
upto 60 N/cm²



Compact & Sleek
Design

Etira Instant



INSTANT
WATER HEATER

AVAILABLE IN
1/3 L. 3 KW/4.5 KW

The colour of actual product may vary from the image



etira

Capacity	3L
KW	3KW
Class	1
Mounting	Vertical
Tank	SS
Outer Body	Engineering Plastic
Thermostat	Stem Type
Thermal Cutout	Stem Type
Colour	White
Bar Pressure	60 N/cm ²
Heating Element	Copper
Rated Input Current	16
Product Dimensions (L x B x H) in mm	250 x 230 x 410

STORAGE WATER HEATER

Elanza Storage



AVAILABLE IN
6L / 10L / 15L / 25L / 35L / 50L

POWER CONSUMPTION
2KW

FEATURES



Anti-Rust
Engineering
Plastic Body



Retains Heat
Longer



Ultra Diamond,
Glasslined Coated Tank,
Rust and
Corrosion Free



Temperature
Control Knob



Rated pressure
upto 60 N/cm²



Hard Water
Resistant



LED Power
Indicator

IS: 8978



CML: 7800058317

The colour of actual product may vary from the image



Capacity	35L	50L
KW	2KW	2KW
Class	1	1
Mounting	Vertical	Vertical
Tank	Glasslined	Glasslined
Outer Body	Non Corrosive and Durable Engineering Plastic	Non Corrosive and Durable Engineering Plastic
Thermostat	Capillary Type	Capillary Type
Thermal Cut Out	Stem Type	Stem Type
Colour	Off-white	Off-white
Rated Pressure	0.8 Mpa	0.8 Mpa
Reheating time (in minutes)	100	150
Mean Hotwater Output (Minimum)	45 deg C	45 deg C
BEE Star Rating	3 Star	3 Star
ISI Mark	CM/L 9100075005	CM/L 9100075005
Standing Loss	0.706	0.816
Product Dimensions (L x B x H) in mm	435 x 450 x 650	435 x 450 x 700

FEATURES



Anti-Rust
Engineering
Plastic Body



Retains Heat
Longer



Ultra Diamond,
Glasslined Coated Tank,
Rust and
Corrosion Free



Temperature
Control Knob



Rated pressure
upto 60 N/cm²



Hard Water
Resistant



LED Power
Indicator

IS: 8978



CM/L: 7800058317

Elanza Dlx Matt



STORAGE
WATER HEATER

AVAILABLE IN
6L / 10L / 15L / 25L

POWER CONSUMPTION
2KW

The colour of actual product may vary from the image

Capacity	6L	10L	15L	25L
KW	2KW	2KW	2KW	2KW
Class	1	1	1	1
Mounting	Vertical	Vertical	Vertical	Vertical
Tank	Glasslined	Glasslined	Glasslined	Glasslined
Outer Body	Non Corrosive and Durable Engineering Plastic	Non Corrosive and Durable Engineering Plastic	Non Corrosive and Durable Engineering Plastic	Non Corrosive and Durable Engineering Plastic
Thermostat	Capillary Type	Capillary Type	Capillary Type	Capillary Type
Thermal Cut Out	Stem Type	Stem Type	Stem Type	Stem Type
Colour	White	White	White	White
Rated Pressure	0.8 Mpa	0.8 Mpa	0.8 Mpa	0.8 Mpa
Reheating time (in minutes)	20	50	70	80
Mean Hotwater Output (Minimum)	45 deg C	45 deg C	45 deg C	45 deg C
BEE Star Rating	4 Star	4 Star	4 Star	4 Star
ISI Mark	CM/L 9100075005	CM/L 9100075005	CM/L 9100075005	CM/L 9100075005
Standing Loss	0.320	0.401	0.461	0.562
Product Dimensions (L x B x H) in mm	295 x 320 x 325	295 x 320 x 470	330 x 340 x 490	385 x 395 x 550



Eterna Storage



INSTANT
WATER HEATER

AVAILABLE IN
6L / 10L / 15L / 25L

POWER CONSUMPTION
2KW

FEATURES



Retains Heat
Longer



Temperature
Control Knob



Hard Water
Resistant



Anti-Rust
Engineering
Plastic Body



Rated pressure
upto 60 N/cm²



LED Power
Indicator

The colour of actual product may vary from the image

Capacity	6L	10L	35L	50L
KW	2KW	2KW	2KW	2KW
Class	1	1	1	1
Mounting	Vertical	Vertical	Vertical	Vertical
Tank	SS	SS	SS	SS
Outer Body	Metal Body	Metal Body	Metal Body	Metal Body
Thermostat	Stem Type	Stem Type	Stem Type	Stem Type
Thermal Cut Out	Disc	Disc	Disc	Disc
Colour	White	White	White	White
Rated Pressure	60N/cm ²	60N/cm ²	60N/cm ²	60N/cm ²
Reheating time (in minutes)	30	45	65	80
Mean Hotwater Output (Minimum)	45 deg C	45 deg C	45 deg C	45 deg C
BEE Star Rating	4 Star	4 Star	4 Star	4 Star
ISI Mark	CM/L 0009693207	CM/L 0009693207	CM/L 0009693207	CM/L 0009693207
Standing Loss	0.320	0.401	0.461	0.562
Product Dimensions (L x B x H) in mm	260 x 270 x 420	260 x 270 x 470	320 x 355 x 490	385 x 405 x 560



Urbanflo Storage



STORAGE WATER HEATER

WHITE - GREY

FEATURES

The colour of actual product may vary from the image

8 BAR
116 PSI
0.8 Mpa

8 Bar Working Pressure
Compatible for
High Rise Building



All Safety Devices



Compact & Sleek
Design

50%

Energy Saving
Through High Quality
Insulation



Fitted with Safety
Devices Ensure
Complete Protection



Multiple
Safety System



Long Life Powerful
and Highly Efficient
Heating Element



Hard Water
Resistant



Retains Heat
Longer



Heavy Duty
Heating Element



Ultra Diamond,
Glasslined Coated Tank,
Rust and
Corrosion Free



Rust-Proof
Engineering
Thermoplastic
External Body



Outside Temperature
Controller Knob



Temperature
Control Knob



Led
Power
Indicator



Multifunction Valve
Acts as a Pressure
Release and Drain



Magnesium Anode
Rod Enhances the
Life of the Tank



WHITE-PEACH

Capacity	10L	15L	25L
KW	2KW	2KW	2KW
Class	1	1	1
Mounting	Vertical	Vertical	Vertical
Tank	Single line welded heavy gauge vitreous enamel coated special steel	Single line welded heavy gauge vitreous enamel coated special steel	Single line welded heavy gauge vitreous enamel coated special steel
Outer Body	Non Corrosive and durable engineering plastic	Non Corrosive and durable engineering plastic	Non Corrosive and durable engineering plastic
Thermostat	Hi- Tech Capillary type, variable 20 deg C to 75 deg C	Hi- Tech Capillary type, variable 20 deg C to 75 deg C	Hi- Tech Capillary type, variable 20 deg C to 75deg C
Thermal Cut Out	Manual Reset at 90 deg C +_ 6 deg C	Manual Reset at 90 deg C +_ 6 deg C	Manual Reset at 90 deg C +_ 6 deg C
Colour	White Peach & Grey	White Peach & Grey	White Peach & Grey
Rated Pressure	0.8 Mpa	0.8 Mpa	0.8 Mpa
Reheating time (in minutes)	45	65	80
Mean Hotwater Output (Minimum)	45 deg C	45 deg C	45 deg C
BEE Star Rating	5 Star	5 Star	5 Star
ISI Mark	Yes, IS: 2082, CM/L-9100075005	Yes, IS: 2082, CM/L-9100075005	Yes, IS: 2082, CM/L-9100075005
Standing Loss	0.345	0.419	0.511
Product Dimensions (L x B x H) in mm	374 x 374 x 288	410 x 410 x 315	460 x 460 x 372

FEATURES



Retains Heat Longer



Heavy Duty Heating Element

8 BAR
116 PSI
0.8 Mpa

8 Bar Working Pressure
Compatible for High Rise Building



Temperature Control Knob



Ultra Diamond, Glasslined Coated Tank,
Rust and Corrosion Free



Multifunction Valve Acts as a Pressure Release and Drain



Magnesium Anode Rod Enhances the Life of the Tank



Outside Temperature Controller Knob

Emerald Storage



STORAGE
WATER HEATER

The colour of actual product may vary from the image

Capacity	10L	15L	25L
KW	2KW	2KW	2KW
Class	1	1	1
Mounting	Vertical	Vertical	Vertical
Tank	Glasslined	Glasslined	Glasslined
Outer Body	Metal body	Metal body	Metal body
Thermostat	Capillary Type	Capillary Type	Capillary Type
Thermal Cut Out	Capillary Type	Capillary Type	Capillary Type
Colour	White	White	White
Rated Pressure	0.8 Mpa	0.8 Mpa	0.8 Mpa
Reheating time (in minutes)	35	40	60
Mean Hotwater Output (Minimum)	45 deg C	45 deg C	45 deg C
BEE Star Rating	4 Star/ 5 Star	4 Star/ 5 Star	4 Star/ 5 Star
ISI Mark	No	No	No
Standing Loss	0.401	0.461	0.562
Product Dimensions (L x B x H) in mm	315 x 335 x 375	315 x 335 x 470	357 x 390 x 540



SALIENT FEATURES

- Fast heating
- Long life
- Elegant design
- Copper tube element with nickel plating
- Power-on indicator

Eterna SPIR

POWER
1000 W/1500W



PRODUCT
WARRANTY



IS 368
CM/L : 9600050917



IS 302-2-201
CM/L : 9600051010



IMMERSION ROD

Eterna IR

POWER
1000 W/1500W

IMMERSION ROD



2
YEARS
PRODUCT
WARRANTY

IS 368

CM/L : 9600050917

IS 302-2-201

CM/L : 9600051010

SALIENT FEATURES

- Fast heating
- Power-on indicator
- Long life
- Elegant design
- Copper tube element with nickel plating



ROOM HEATER

OFR Room Heater

OFR Room Heater

NO. OF FINS
9/11/13

POWER
2400 W/2900 W/2900 W



1
YEARS
PRODUCT
WARRANTY

IS 302-2:30



CM/L : 9100116199

SALIENT FEATURES

- 3 heat setting with adjustable thermostat
- Tip over cut-off safety
- Wave fins for better heating
- Castor wheels for easy mobility

SALIENT FEATURES

- 3 heat setting with adjustable thermostat
- Tip over cut-off safety
- Easy lift handle
- 180 degree auto oscillation

Halogen Room Heater

POWER
400 W/800 W/1200 W



ROOM HEATER



PRODUCT
WARRANTY

IS 302-2:30



CM/L : 9100116199

Quartz Room Heater

POWER
400 W/800 W



PRODUCT
WARRANTY

IS 302-2:30



CM/L : 9100116199

SALIENT FEATURES

- Easy lift handle
- Tip over cut-off safety
- 2 heat setting with adjustable thermostat



IRON

STUNNER SI-01

Stunner Si-01

IRON



IS:302-2-3-2007



CM/L-4043240

FEATURES



1600 Watts
for faster heating & ironing



Steam Rate :
10-18 g/min



Rubberised handle
for easy gripping



Water tank capacity –
350 ml



Teflon non-stick coating soleplate
for smooth & easy ironing

- Self cleaning function
- Steam slide control
- Vertical ironing
- 3600 swivel cord
- Attractive & sleek design
- Temperature control disc
- Water spray button
- Steam burst button
- Power on indicator
- Product Warranty – 2 yrs
- ISI Mark

- Self cleaning function
- Steam slide control
- Vertical ironing
- 3600 swivel cord
- Attractive & sleek design
- Temperature control disc

- Water spray button
- Steam burst button
- Power on indicator
- Product Warranty – 2 yrs
- ISI Mark

FEATURES



1600 Watts
for faster heating & ironing



Steam Rate :
10-18 g/min



Teflon non-stick coating soleplate
for smooth & easy ironing



Water tank capacity –
200 ml

ISI:302-2-3-2007



CM/L-4043240

Stunner Si-02



IRON

FEATURES



1600 Watts
for faster heating & ironing



Steam Rate :
10-18 g/min



Teflon non-stick coating soleplate
for smooth & easy ironing



Water tank capacity –
270 ml

Stunner Si-03

IRON



IS:302-2-3-2007



CM/L-4043240

- Self cleaning function
- Steam slide control
- Vertical ironing
- 3600 swivel cord
- Attractive & sleek design
- Temperature control disc
- Water spray button
- Steam burst button
- Power on indicator
- Product Warranty – 2 yrs
- ISI Mark

- Self cleaning function
- Steam slide control
- Vertical ironing
- 3600 swivel cord
- Attractive & sleek design
- Temperature control disc

- Water spray button
- Steam burst button
- Power on indicator
- Product Warranty – 2 yrs
- ISI Mark

IS:302-2-3

 CML-4028850

Stunner Si-04



FEATURES



1250 Watts
for faster heating & ironing



Steam Rate :
10-20 g/min



Cordless Iron
Easy to use and very convenient



Ceramic coating soleplate
for hassle free and un-interrupted smooth & easy ironing



Water tank capacity –
250 ml

IRON

Stunner Si-05



IS:302-2-3



CM/L-4028850

FEATURES



1600 Watts
for faster heating & ironing



Steam Rate :
10-20 g/min



Teflon non-stick coating soleplate
for smooth & easy ironing



Water tank capacity –
300 ml

- Self cleaning function
- Steam slide control
- Vertical ironing
- 3600 swivel cord
- Attractive & sleek design
- Temperature control disc

- Water spray button
- Steam burst button
- Power on indicator
- Product Warranty – 2 yrs
- ISI Mark

FEATURES



1600 Watts
for faster heating & ironing



Steam Rate :
8-15 g/min



Teflon non-stick coating soleplate
for smooth & easy ironing



Water tank capacity –
150 ml

Stunner Si-06

IRON



IS:302-2-3

CM/L-4028850

- Self cleaning function
- Steam slide control
- Vertical ironing
- 3600 swivel cord
- Attractive & sleek design
- Temperature control disc
- Water spray button
- Steam burst button
- Power on indicator
- Product Warranty – 2 yrs
- ISI Mark

Dry Iron- Scorpio Dlx

IRON



IS:302-2-3



CM/L-4028850

FEATURES



1000
Watts



Adjustable
thermostatic control



American Heritage
Golden sole plate

- Self cleaning function
- Steam slide control
- Vertical ironing
- 3600 swivel cord
- Attractive & sleek design
- Temperature control disc
- Water spray button
- Steam burst button
- Power on indicator
- Product Warranty – 2 yrs
- ISI Mark

- 3600 swivel cord
- Power Saving
- In-built safety thermal fuse

- Uniform heating
- Neon indicator
- Cool Touch body



Dry Iron- Libra



IRON

FEATURES



750 Watts



Non stick PTFE coating



Adjustable thermostatic control

Stunner Neo + Steam Iron



FEATURES



Water tank capacity – 220 ml



2000 Watts for faster heating & ironing



Steam Rate : 10-18 g/min



360° Degree Swivel Cord for Effortless Handling



Variable Steam



Net Weight 0.915 Kg



Non-Stick Coated Soleplate



Cord Length (Effective) – 1.7 metres



Self Clean Function



2 year warranty



Soft Grip



Plastic Body



Light Indicator

FEATURES



Easy Grip
Fabric Selector Knob



Weilburger German Technology
no-stick coated sole plate



Easily Visible
Light Indicator



1000 Watts
for faster heating & ironing



Cord Length
(Effective) – 1.7 metres



Plastic
Body



2 year
warranty



Cord
Winder



360° Degree
Swivel



Thermostic
control




Easily Visible
Light Indicator



Net Weight –
0.616 Kg

IRON

Leo+ Dry Iron



Gemini Neo+ Dry Iron

IRON



FEATURES



Cord Length
(Effective) – 1.7 metres



800 Watts
for faster heating & ironing



Cord Winder



360° swivel cord



Net Weight –
0.616 Kg



Thermostic
control



Easy Grip
Fabric Selector Knob



WEILBURGER German Technology
non-stick coated sole plate



2 year warranty



Metal Body



Light Indicator

FEATURES



Easy Grip
Fabric Selector Knob



Weilburger German Technology
no-stick coated sole plate



Easily Visible Light
Indicator



1000 Watts
for faster heating & ironing



Thermostatic
control



Cord Length
(Effective) – 1.5 metres



Metal
Body



Cord
Winder



2 year warranty




Net Weight – 0.569 Kg



Light Indicator

Gemini Star Dry Iron



IRON

Gemini Neo Dry Iron



FEATURES



750 Watts
for faster heating & ironing



Easy Grip
Fabric Selector Knob



Weilburger German Technology
no-stick coated sole plate



Easily Visible
Light Indicator



Thermostatic control



Metal Body



Cord Winder



Net Weight – 0.569 Kg



2 year warranty



Light Indicator

FEATURES



Easy Grip
Fabric Selector Knob



Weilburger German Technology
no-stick coated sole plate



Easily Visible
Light Indicator



1000 Watts
for faster heating & ironing



Cord Length
(Effective) – 1.7 metres



Metal
Body



2 year
warranty



Cord
Winder



Net Weight –
1.5 Kg

Stunner Dhi Heavy Weight Dry Iron

IRON





LIGHTING

Scintillate LED 3-in-1 Panel

LIGHTING



ITEM CODE	DESCRIPTION	PKG
LDO0127008	LED PANEL 3 IN 1 CCT 8W SQUARE	20
LDO0127004	LED PANEL 3 IN 1 CCT 12W SQUARE	20
LDO0127006	LED PANEL 3 IN 1 CCT 15W SQUARE	20
LDO0127010	LED PANEL 3 IN 1 CCT 20W SQUARE	20

Recess mounting 3-in-1 CCT LED panel. Colors can be changed through On/Off switch. Default CCT cycle is 6500K/3000K/4000K. Inbuilt driver. CRI>80. Surge protection of 2.5kV. Available in round shape.

⊕ 8W – 86mm | 12W – 146mm | 15W – 150mm | 20W – 205mm

3in1
Panel





Surface Mounting



Beam Angle 120°



25000 Burning Hours



Environment Friendly



Instant Start

Scintillate Frameless Panel

ITEM CODE	DESCRIPTION	PKG
LDO0118015	FRAMELESS PANEL 6W 6500K SQUARE	30
LDO0118018	FRAMELESS PANEL 12W 6500K SQUARE	20
LDO0118033	FRAMELESS PANEL 15W 6500K SQUARE	20
LDO0118021	FRAMELESS PANEL 18W 6500K SQUARE	20
LDO0118024	FRAMELESS PANEL 24W 6500K SQUARE	20

Surface mounting frameless LED panel. ABS housing & PC diffuser Inbuilt driver. CRI>80. Also available in 3000K & 4000K CCT. Available in round shape.

LIGHTING





Surface Mounting



Beam Angle 120°



25000 Burning Hours



Environment Friendly



Instant Start

Scintillate PC Backlit Panel



ITEM CODE	DESCRIPTION	PKG
LDO0120108	PC BACKLIT PANEL 5W 6500K SQUARE	20
LDO0120114	PC BACKLIT PANEL 8W 6500K SQUARE	20
LDO0120120	PC BACKLIT PANEL 12W 6500K SQUARE	20
LDO0120126	PC BACKLIT PANEL 15W 6500K SQUARE	20
LDO0120132	PC BACKLIT PANEL 20W 6500K SQUARE	20

Elegant design with narrow trim, recess mounting slim backlit LED panel. Polycarbonate housing with PS diffuser. Inbuilt driver. CRI>80. Also available in 3000K & 4000K CCT. Available in round shape.

⊕ 5W-65mm | 18W - 86mm | 12W - 146mm
 ⊕ 15W - 150mm | 20W - 205mm

Scintillate PC Edgelit Panel

ITEM CODE	DESCRIPTION	PKG
LDO0120070	PC EDGELIT PANEL 3W 6500K SQUARE	20
LDO0120073	PC EDGELIT PANEL 6W 6500K SQUARE	20
LDO0120076	PC EDGELIT PANEL12W 6500K SQUARE	20
LDO0120079	PC EDGELIT PANEL 15W 6500K SQUARE	20
LDO0120082	PC EDGELIT PANEL 18W 6500K SQUARE	20

Recess mounting slim edgelit PC LED panel. Polycarbonate housing with PS diffuser. Inbuilt driver. CRI>80. Also available in 3000K & 4000K CCT. Available in round shape.

⊖ 3W - 65mm | 16W - 100mm
 ⊖ 12W | 15W - 150mm | 18W - 198mm



Scintillate LED Slim Aluminium Panel

LIGHTING



ITEM CODE	DESCRIPTION	PKG
LDO0117001	SLIM AL PANEL 3W 6500K SQUARE	10
LDO0117002	SLIM AL PANEL 6W 6500K SQUARE	10
LDO0117004	SLIM AL PANEL 12W 6500K SQUARE	10
LDO0117005	SLIM AL PANEL 15W 6500K SQUARE	10
LDO0117006	SLIM AL PANEL 18W 6500K SQUARE	10
LDO0117007	SLIM AL PANEL 22W 6500K SQUARE	10

Recess mounting slim aluminium LED panel. Powder coated PDC aluminium body with high quality LGP & PMMA diffuser. Separate driver. CRI>80. Also available in 3000K & 4000K CCT. Available in round shape.

⌀ 3W - 77mm | 6W - 107mm | 12W - 135mm
15W - 156mm | 18W - 185mm | 22W - 205mm





Scintillate Slim Surface Panels



LIGHTING

ITEM CODE	DESCRIPTION	PKG
LD00122139	Scintillate Slim Surface Panel Round 6W 6500K	20
LD00122142	Scintillate Slim Surface Panel Round 12W 6500K	20
LD00122145	Scintillate Slim Surface Panel Round 15W 6500K	20
LD00122148	Scintillate Slim Surface Panel Round 18W 6500K	20
LD00122151	Scintillate Slim Surface Panel Round 22W 6500K	20

Surface mounting slim LED panels providing aesthetic look with Inbuilt Driver. CRI > 80, PF > 0.9. Available in 3000K & 4000K. Square Shape is also available.



Scintillate UFO Disc Ceiling Light

ITEM CODE	DESCRIPTION	PKG
LDO0120141	Scintillate Disc LED Ceiling Light 10W 6500K	20
LDO0120143	Scintillate Disc LED Ceiling Light 18W 6500K	20

Uniquely designed surface mounting Disc UFO LED panels providing sleek look with Inbuilt Driver. CRI>80, PF>0.9. Also available in 3000K 4000K.

Surface Mounting

CRI>80

15000 Burning Hours

Up to 4kV Surge Protection

Instant Start



ITEM CODE	DESCRIPTION	PKG
LDO0119061	ADJUSTABLE PANEL 6W 6500K SQUARE	20
LDO0119067	ADJUSTABLE PANEL 12W 6500K SQUARE	20
LDO0119070	ADJUSTABLE PANEL 15W 6500K SQUARE	20
LDO0119073	ADJUSTABLE PANEL 18W 6500K SQUARE	20
LDO0119076	ADJUSTABLE PANEL 22W 6500K SQUARE	20

Recess mounting moonlight LED panel. Polycarbonate housing and diffuser. Adjustable clip for easy installation. CRI>80. Also available in 3000K & 4000K CCT. Available in round shape.

⊙ 6W - 70-85mm | 12W - 95-130mm | 15W - 95 -150mm | 18W - 95 - 185mm
22W - 205mm

Scintillate Panel Moonlight Adjustable Clip

LIGHTING





LED Detachable Panel Recessed

ITEM CODE	DESCRIPTION	PKG
LDO0122048	DETACHABLE PANEL 6W 6500K SQUARE	20
LDO0122054	DETACHABLE PANEL 8W 6500K SQUARE	20
LDO0122060	DETACHABLE PANEL 12W 6500K SQUARE	20
LDO0122066	DETACHABLE PANEL 15W 6500K SQUARE	20
LDO0122072	DETACHABLE PANEL 18W 6500K SQUARE	20
LDO0122078	DETACHABLE PANEL 22W 6500K SQUARE	20

Recess square LED downlight with easy replacement mounting arrangement. CRI>80

 6W / 8W - 108 X 108mm
 12W / 15W - 158 X 158 mm | 18W / 22W - 196 X 196 mm


 25000
 Burning Hours


 Environment
 Friendly


 Instant
 Start


 Non
 Dimmable



Tiltable



25000
Burning Hours



Environment
Friendly



Instant
Start



Non
Dimmable



LIGHTING

Pearl COB Swivel LED Downlight

ITEM CODE	DESCRIPTION	PKG
LDO0105103	COB SWIVEL LED DOWNLIGHT 3W 3000K	20
LDO0105106	COB SWIVEL LED DOWNLIGHT 6W 3000K	20
LDO0105109	COB SWIVEL LED DOWNLIGHT 9W 3000K	20
LDO0105112	COB SWIVEL LED DOWNLIGHT 12W 3000K	20
LDO0105098	COB SWIVEL LED DOWNLIGHT 15W 3000K	10
LDO0105115	COB SWIVEL LED DOWNLIGHT 18W 3000K	10
LDO0105118	COB SWIVEL LED DOWNLIGHT 24W 3000K	10

Recess mounting swivel LED downlight with external driver. PC diffuser and aluminium heat sink. CRI>80. Surge protection of 3.5 kV. Also available in 3000K & 4000K CCT. Available in 36W.

⊕ 3W - 58mm | 6W - 75mm | 9W/12W - 95mm
15W/18W - 115mm | 24W - 135mm | 36W - 145MM

Pearl Swivel Spot



LIGHTING

ITEM CODE	DESCRIPTION	PKG
LDO0105088	SWIVEL SPOT LED LIGHT 3W 3000K	20
LDO0105091	SWIVEL SPOT LED LIGHT 6W 3000K	20
LDO0105094	SWIVEL SPOT LED LIGHT 9W 3000K	20
LDO0105097	SWIVEL SPOT LED LIGHT 12W 3000K	20

Recess mounting swivel LED PC body downlight with internal driver. CRI>80. Surge protection of 3.5kV. Also available in 4000K & 6500K CCT.

⊕ 3W - 60mm | 6W - 75mm | 9W - 100mm | 12W - 95 - 125mm



Tiltable



25000
Burning Hours



Environment
Friendly



Instant
Start



Non
Dimmable



Tiltable



25000
Burning Hours



Environment
Friendly



Instant
Start



Non
Dimmable

Recessed Swivel COB

ITEM CODE	DESCRIPTION	PKG
LDO0105049	COB SWIVEL DOWNLIGHT 3W 3000K ROUND	20
LDO0105052	COB SWIVEL DOWNLIGHT 5W 3000K ROUND	20
LDO0105058	COB SWIVEL DOWNLIGHT 15W 3000K ROUND	20
LDO0105064	COB SWIVEL DOWNLIGHT 30W 3000K ROUND	20

Swivel COB with surge protection of 2.5kV. Power factor >0.95. CRI>80.

⊕ 3W - 54*18mm | 5W - 70*28mm
15W - 140*38mm | 30W - 225*42mm

LIGHTING





25000
Burning Hours



Environment
Friendly



Instant
Start



Non
Dimmable

Recessed Fix COB



LIGHTING

ITEM CODE	DESCRIPTION	PKG
LDO0105040	COB FIXED DOWNLIGHT 5W 3000K ROUND	20
LDO0105043	COB FIXED DOWNLIGHT 10W 3000K ROUND	20
LDO0105046	COB FIXED DOWNLIGHT 15W 3000K ROUND	20

Fixed COB with surge protection of 2.5kV. Power factor >0.95. CRI>80.

⊕ 5W - 75mm | 10W - 85mm | 15W - 105mm

LED Strip Light (DC)

ITEM CODE	DESCRIPTION	PKG
LDO0113105	2835 LED STRIP LIGHT 12V IP20 60-LED 3000K	10
LDO0113106	2835 LED STRIP LIGHT 12V IP20 60-LED 4000K	10
LAC0202010	LED STRIP LIGHT DRIVER 12V - 2A IP 20	10
LDO0113111	5050 LED STRIP LIGHT 12V IP20 60-LED RGB	10

Flexible LED strip. 5 Meter. Suitable for cove lighting & indirect lighting. Driver available separately. Also available in 120 & 180 LED. 240 LED is available on demand.

LIGHTING



5 Meter
Roll



Environment
Friendly



Instant
Start



Non
Dimmable



45 & 50
Meter Roll



Environment
Friendly




Instant
Start



Non
Dimmable

LIGHTING



Rope Light

ITEM CODE	DESCRIPTION	PKG
LDO0113124	2835 STRIP LIGHT 45MTR 60-LED 3000K	1
LDO0113125	2835 STRIP LIGHT 45MTR 60-LED 4000K	1
LDO0113126	2835 STRIP LIGHT 45MTR 60-LED 6500K	1
LDO0113131	2835 STRIP LIGHT 50MTR 120-LED 3000K	1
LDO0113132	2835 STRIP LIGHT 50MTR 120-LED 4000K	1
LDO0113133	2835 STRIP LIGHT 50MTR 120-LED 6500K	1

45/50 Meter flexible LED rope light. Suitable for cover lighting & indirect lighting. Available in 6 colors. CRI>80. IP65. 25000 burning hours. Both 60 & 120 LED is available.

Pearl LED Spot



LIGHTING

ITEM CODE	DESCRIPTION	PKG
LDO0114017	Pearl LED Nxt-G Spot 2W Round 3000K	50
LDO0114018	Pearl LED Nxt-G Spot 2W Round 6500K	50
LDO0114019	Pearl LED Nxt-G Spot 2W Round Red	50
LDO0114020	Pearl LED Nxt-G Spot 2W Round Green	50
LDO0114021	Pearl LED Nxt-G Spot 2W Round Blue	50

Recessed mounting LED spot with integral driver.
Hybrid technology. CRI>80.

⌀ 2W - 35mm



Non
Dimmable



Beam
Angle 110°



20000
Burning Hours



Environment
Friendly



Instant
Start



Beam Angle 120°



CRI>80



25000
Burning Hours



Up to 4kV
Surge Protection



Instant
Start




LIGHTING

Scintillate 3 in 1 Mini Integral Downlight

ITEM CODE	DESCRIPTION	PKG
LDO0115094	SCINTILLATE 3 IN 1 RBP MINI INTEGRAL LED DOWNLIGHT 3W	10
LDO0115095	SCINTILLATE 3 IN 1 CCT MINI INTEGRAL LED DOWNLIGHT 3W	10

Recess mounting 3-in-1 CCT LED downlight. Colors can be changed through On/Off switch. Default cycle is 6500K/3000K/4000K. Inbuilt Driver. CRI>80

 Cut out Size Ø
3W – 45mm



LIGHTING

Scintillate Mini Integral Downlight

ITEM CODE	DESCRIPTION	PKG
LDO0115011	LED DOWNLIGHT 3W 6500K	50
LDO0115014	LED DOWNLIGHT 3W BLUE	50
LDO0115067	LED DOWNLIGHT 3W 6500K	50
LDO0115072	LED DOWNLIGHT 3W BLUE	50

Recess mounting LED downlight with PC body and integral driver. CRI>80. Available in 35mm and 45mm height.



20000
Burning Hours



Environment
Friendly



Instant
Start



Non
Dimmable

Scintillate Slim Integral Downlight

ITEM CODE	DESCRIPTION	PKG
LDO0115087	Scintillate Slim Integral LED Downlight 5W 6500K	20
LDO0115096	Scintillate Slim Integral LED Downlight 7W 6500K	20

Recess mounting slim LED Downlight with PC body and integral driver. CRI>80. Beam Angle 120°. Also available in 3000K and 4000K CCT.

⊕ Cut out Size Ø
3W – 80mm



LIGHTING





25000
Burning Hours



Environment
Friendly



Instant
Start



Non
Dimmable

Scintillate Integral Downlight

ITEM CODE	DESCRIPTION	PKG
LD00115002	SCINTILLATE INTEGRAL DOWNLIGHT 5W 6500K	20
LDO0115008	SCINTILLATE INTEGRAL DOWNLIGHT 7W 6500K	20
LDO0115084	SCINTILLATE INTEGRAL DOWNLIGHT 9W 6500K	20

Recess mounting LED downlight with PC body and integral driver. CRI>80. Beam angle 120°. Surge protection of 2.5kV.

⊕ 5W - 80mm

LIGHTING





20000
Burning Hours



Environment
Friendly



Instant
Start



Non
Dimmable

Scintillate Deep Integral Downlight



LIGHTING

ITEM CODE	DESCRIPTION	PKG
LD00115028	SCINTILLATE DEEP INTEGRAL DOWNLIGHT 7W 6500K	50
LD00115033	SCINTILLATE DEEP INTEGRAL DOWNLIGHT 7W BLUE	50
LD00115032	SCINTILLATE DEEP INTEGRAL DOWNLIGHT 7W GREEN	50

Recess mounting LED downlight with PC body and integral driver. CRI>80.

⊕ 7W - 45mm



LED Deep Drawn 2x2 Panel

ITEM CODE	DESCRIPTION	PKG
LDO0126001	LED DEEP DRAWN 2X2 PANEL 36W 5700K	2
LDO0126002	LED DEEP DRAWN 2X2 PANEL 36W 6500K	2

2'x2' LED Panel having CRCA body, high quality PMMA diffuser and hpf driver. Suitable for armstrong and grid ceiling. 3000K CCT also available on request.



Environment
Friendly



Non
Dimmable



Beam Angle 120°



20000 Burning Hours



Environment Friendly



Instant Start



Non Dimmable

LIGHTING



Intenso LXS LED Batten

ITEM CODE	DESCRIPTION	PKG
LDO0103025	INTENSO LED BATTEN 8W 6500K	20
LDO0103028	INTENSO LED BATTEN 12W 6500K	20
LDO0103076	INTENSO LED BATTEN 20W 6500K	20
LDO0103107	INTENSO LED BATTEN 20W RED	20
LDO0103108	INTENSO LED BATTEN 20W GREEN	20
LDO0103109	INTENSO LED BATTEN 20W BLUE	20

Self-ballasted LED batten. Extruded thermoplastic body with PC diffuser in square shape. Beam angle 120°. CRI>80. Surge protection of 2.5kV. Also available in 3000K & 4000K CCT.

Intenso High Wattage LED Batten

ITEM CODE	DESCRIPTION	PKG
LDO0103070	Intenso HW LED Batten 24W 6500K	20
LDO0103124	Intenso LED Batten 30W 6500K	20
LDO0103110	Intenso LED Batten 1220MM SQ AL 40W 6500K	20

Self-ballasted LED batten. Beam angle 120°. CRI>80. Surge protection of 2.5kV. Also available in 3000K & 4000K CCT.

LIGHTING



3in1
Panel



LIGHTING




Intenso TRI-CCT LED Batten

ITEM CODE	DESCRIPTION	PKG
LDO0103120	SQ PC 1130MM 20W 3-IN-1 CCT	20

Self-ballasted 3-in-1 LED batten. Colors can be changed through On/Off switch. Default CCT cycle is 6500K/3000K/4000K. Surge protection of 3.5kV. CRI>80.

Intenso Emergency LED Batten



LIGHTING

ITEM CODE	DESCRIPTION	PKG
LDO0103119	EMERGENCY BATTEN 1100MM 20W 6500K	20

Self-ballasted emergency LED batten with battery backup of upto 4 hours and charging time of 8-10 hours. Surge protection of 3.5kV. CRI>80



4 Hrs
Battery Backup



Beam
Angle 120°



20000
Burning Hours



Environment
Friendly



Instant
Start

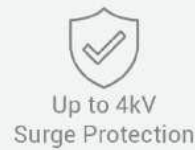
Intenso Neo Slim Batten



LIGHTING

ITEM CODE	DESCRIPTION	PKG
LDO0103127	Intenso Neo Slim LED Batten 8W 6500 K	20
LDO0103130	Intenso Neo Slim LED Batten 12W 6500 K	20
LDO0103123	Intenso Neo Slim LED Batten 20W 6500 K	20

Self ballasted slim LED battens providing sleek look. PC housing and diffuser in square shape. Lumen efficacy of 100 lm/w. Also Available in 3000K CCT.



PLL Lamp

ITEM CODE	DESCRIPTION	PKG
LDO0103113	LED PLL LAMP 18W 6500K	20

PLL with PC housing and diffuser providing an efficacy of 100 lm/w. Sleek design. Energy saving.





Hybrid
Technology



Beam
Angle 120°



Environment
Friendly



Instant
Start



15000
Burning Hours



Efficacy
100 Lm/W

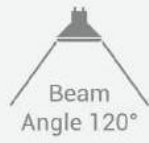
Aelius Nxt-G LED Bulb

ITEM CODE	DESCRIPTION	PKG
LLP0101508	NXT-G BULB 7W BC 6500K	100
LLP0101509	NXT-G BULB 9W BC 6500K	100
LLP0101505	NXT-G BULB 9W BC 6500K	100
LLP0101510	NXT-G BULB 12W BC 6500K	50

Self-ballasted retrofit bulb with PBT body & PC diffuser. 1500 burning hours. Surge protection of 2.5kV. cri>80. PF>0.9. IP20. Also available in 3000K.

LIGHTING





LIGHTING

Aelius LED T-Lamp

ITEM CODE	DESCRIPTION	PKG
LLP0101519	AELIUS LED T-LAMP 20W BC 6500K	20
LLP0101520	AELIUS LED T-LAMP 30W BC 6500K	10
LLP0101521	AELIUS LED T-LAMP 40W BC 6500K	10
LLP0101522	AELIUS LED T-LAMP 50W BC 6500K	10

Hybrid technology high wattage bulbs. Surge protection of 2.5kV. IP20. Also available in 3000K CCT & E40 base cap.



Aelius LED Jumbo Bulbs

ITEM CODE	DESCRIPTION	PKG
LLP0101331	AELIUS MTL JUMBO LED BULB 60W BC 6500K	6
LLP0101332	AELIUS MTL JUMBO LED BULB 60W BC 3000K	6
LLP0101333	AELIUS MTL JUMBO LED BULB 70W BC 6500K	6
LLP0101334	AELIUS MTL JUMBO LED BULB 70W BC 6500K	6

Metal body with PC diffuser. Surge protection of 2.5kV. CRI>80. IP20. Also available in E40 base cap.





15000
Burning Hours



Efficacy
90 Lm/W



4 Hrs
Battery Backup



Aelius LED Emergency Bulbs

ITEM CODE	DESCRIPTION	PKG
LLP0104004	AELIUS LED EMERGENCY BULB 9W 6500K BC	10
LLP0104008	AELIUS LED EMERGENCY BULB 12W 6500K BC	10
LLP0104011	AELIUS LED EMERGENCY BULB 9W A70 6500K	10
LLP0104010	AELIUS LED EMERGENCY BULB 12W A70 6500K	10
LLP0104012	AELIUS LED EMERGENCY BULB DIMMABLE 9W 6500K	10

Self-ballasted retrofit bulb with PBT body & PC diffuser providing 4 hours battery backup. Surge protection of 2.5kV. CRI>80.

Aelius LED Deco Lamp

ITEM CODE	DESCRIPTION	PKG
LLP0102001	AELIUS LED DECO LAMP 0.5W B22 WHITE	48
LLP0102002	AELIUS LED DECO LAMP 0.5W B22 RED	48
LLP0102003	AELIUS LED DECO LAMP 0.5W B22 YELLOW	48
LLP0102004	AELIUS LED DECO LAMP 0.5W B22 BLUE	48
LLP0102005	AELIUS LED DECO LAMP 0.5W B22 GREEN	48
LLP0102006	AELIUS LED DECO LAMP 0.5W B22 PINK	48
LLP0102007	AELIUS LED DECO LAMP 0.5W B22 ORANGE	48
LLP0102015	AELIUS LED DECO LAMP 0.5W B22 3000K	48

Self-ballasted retrofit bulb with PBT body & PC diffuser. Surge protection of 2.5kV. Available in 8 different colors.




Use in
Open Fitting


Beam
Angle 270°


30000
Burning Hours


Environment
Friendly


Instant
Start



Aelius Multi CCT LED Deco Lamp

ITEM CODE	DESCRIPTION	PKG
LLP0102017	AELIUS 0.5W MULTI CCT LAMP	50

Self-ballasted auto-color changing retrofit bulb with plastic base cap. Surge protection of 2.5kV. 8 beautiful colors for exemplary decor.



Aelius LED Plug In Lamp

ITEM CODE	DESCRIPTION	PKG
LLP0102008	AELIUS LED PLUG IN LAMP 0.5W WHITE	48
LLP0102009	AELIUS LED PLUG IN LAMP 0.5W RED	48
LLP0102010	AELIUS LED PLUG IN LAMP 0.5W BLUE	48
LLP0102011	AELIUS LED PLUG IN LAMP 0.5W YELLOW	48
LLP0102012	AELIUS LED PLUG IN LAMP 0.5W GREEN	48
LLP0102013	AELIUS LED PLUG IN LAMP 0.5W PINK	48
LLP0102014	AELIUS LED PLUG IN LAMP 0.5W ORANGE	48
LLP0102016	AELIUS LED PLUG IN LAMP 0.5W 3000K	48

Self-ballasted retrofit bulb with PBT body & PC diffuser. Surge protection of 2.5kV. Available in 8 different colors.


Use in
Open Fitting


Beam
Angle 270°


15000
Burning Hours


Environment
Friendly


Instant
Start



Aelius Starix Sensor LED Lamp

ITEM CODE	DESCRIPTION	PKG
LLP0104006	0.8W STAR LED NIGHT LAMP WITH PIR SENOR & USB CHARGE	20

Sensor-based 0.8W night lamp with USB charging. CRI>80.



USB
Charging



Sensor
Base



Environment
Friendly



Use in
Open Fitting



Instant
Start



Non Dimmable



Environment Friendly



Instant Start




25000 Burning Hours

ITEM CODE	DESCRIPTION	PKG
LD00123001	SCINTILLATE LED STRIKER 3W 6500K	50
LD00123002	SCINTILLATE LED STRIKER 3W 4000K	50
LD00123003	SCINTILLATE LED STRIKER 3W RED	50
LD00123004	SCINTILLATE LED STRIKER 3W GREEN	50
LD00123005	SCINTILLATE LED STRIKER 3W BLUE	50
LD00123006	SCINTILLATE LED STRIKER 3W PINK	50

Energy-saving cabinet surface light suitable for indoor applications like cabinets, homes & hotels. Efficacy 55 lm/w. Also available in 6W.

Scintillate Striker

LIGHTING





Environment
Friendly



Non
Dimmable

STREET LIGHT



LIGHTING

ITEM CODE	DESCRIPTION	PKG
PUB0506338	CHARME SERIES STREET LIGHT 20W 6500K	6
PUB0506339	CHARME SERIES STREET LIGHT 25W 6500K	6
PUB0506340	CHARME SERIES STREET LIGHT 30W 6500K	6
PUB0506341	CHARME SERIES STREET LIGHT 45W 6500K	6
PUB0506342	CHARME SERIES STREET LIGHT 60W 6500K	2
PUB0506343	CHARME SERIES STREET LIGHT 72W 6500K	2
PUB0506344	CHARME SERIES STREET LIGHT 90W 6500K	2

Energy-saving LED street light with robust design. Surge protection of upto 4.0kV. Efficacy>100lm/w. CRI>70.



LED Flood Light

ITEM CODE	DESCRIPTION	PKG
PUB0506224	POLYCAB FLOOD LIGHT 20W 6500K	10
PAR0206063	POLYCAB FLOOD LIGHT 30W 6500 K	5
PUB0506214	POLYCAB FLOOD LIGHT 50W 6500 K	5
PUB0506216	POLYCAB FLOOD LIGHT 100W 6500 K	2
PUB0506221	POLYCAB FLOOD LIGHT 150W 6500 K	2
PUB0506218	POLYCAB FLOOD LIGHT 200W 6500 K	1

Energy-saving LED floodlight with robust design suitable for open area lighting. Free from mercury, Eco-friendly, Energy saving. No harmful UV radiation. PF>0.95, CRI>70.



Environment
Friendly



Non
Dimmable

REGIONAL & BRANCH OFFICES

Kolkata:

Unit No. 1108, 11th Floor Godrej Genesis Plot- XI, Block Ep & Gp Salt Lake, Sector - V, Kolkata 700091

Bhubaneswar:

A-167, Unit No.102 , 1st Floor, The Metropolis, Near Sparsh Hospital, Saheed Nagar, Bhubaneswar 751007, Odisha, Tel. 0674 2549960

Patna:

L-302, 303, Dumraon Palace, 3rd Floor, Fraser Road, Near Dakbangla Crossing, Patna 800001

Ranchi:

2A, 2nd Floor, Poomima Tower, Opp-Chaganlal Jain Dharamshala, Lake Road, Ranchi 834001 (Jharkhand)

Guwahati:

4th Floor, Mayur Garden Near ABC Bus Stop, G.S. Road Guwahati 781005, Assam, India

Noida:

B9, 1st Floor, Sector-3 Noida - 201301 Tel. 0120 4848550

Mohali:

Unit No.B-424, Bestech Business Towers, Sector 66, Mohali, Punjab 160055

Kochi:

Door No. ON/578 C , Pathicheril Enclave Nh - 47 , Metro Pillar - 329 South Kalamassery Emakulam , Kochi - 682033 Kerala Tel. 0484 -3500397

Bangalore:

2nd Floor, B-78, No.18, 4th Main Road, Kssidc Industrial Estate, 6th Block, Rajajinagar, Bangalore 560010 Tel. 080 - 23156747 / 23156748

Hyderabad:

208-209, 2nd Floor, Bhuvana Towers S.D. Road, Hyderabad 500 003

Chennai:

Gee Gee Universal 8th Floor, No.2, Mc Nichols Road, 3rd Lane Near Metha Hospital Chetpet, Chennai - 600 031 Tel. 044-42817272

Ahmedabad:

102-1st Floor, Hrishikesh, Opp. Gulbai Tekra water tank, Nr. IDBI Bank Cross Road, Ahmedabad-380006 Tel. 079 26301655

Pune:

Off No. 36, Sangam Project Phase 2, Near RTO Pune, Near Sangam Bridge, Pune - 411001, Tel. 020 26058277

Mumbai:

Polycab House, 771 PS Marg, Mahim (VV) Mumbai - 400016 Tel. 022 24327070

Toll Free No: 1800 267 0008

Email: enquiry@polycab.com

www.polycab.com

Follow us on:     

Say 'Hi' on WhatsApp to 73044 85540 to know more about our products.